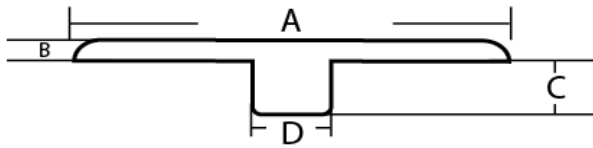


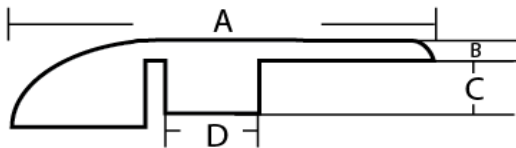
MOULDING FOR LAMINATE HARDWOOD FLOORING

T-Moulding (2400mm)



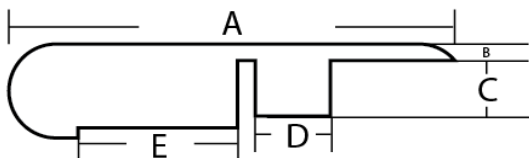
	A	B	C	D
inch	1-3/4	1/8	1/3	2/5
mm	45	3	8	10.5

Reducer (2400mm)



	A	B	C	D
inch	1-3/4	1/8	1/3	2/5
mm	45	3	8	10

Stairnose (2400mm)



	A	B	C	D	E
inch	2-1/6	1/7	1/3	2/5	2/3
mm	55	3.5	8	10	17