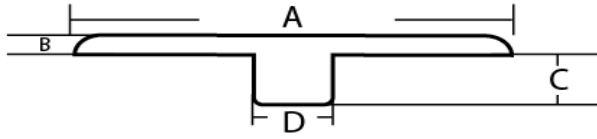


MOULDING FOR VINYL FLOORING

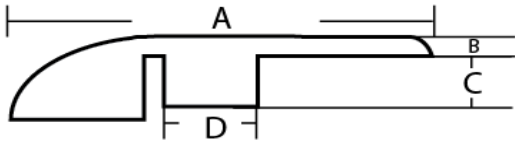
Pertains to collection: SureWood/SureWood Pro/SureWood Plus/WPC Contract Series/SureWood Origin

T-Moulding (2400mm)



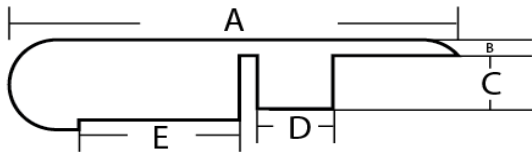
	A	B	C	D
inch	1-3/4	1/8	1/4	3/8
mm	45	3	6	10

Reducer (2400mm)



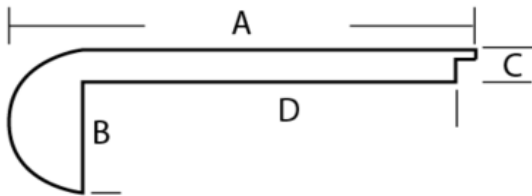
	A	B	C	D
inch	1-3/4	1/8	1/4	3/8
mm	45	3	6	10

Stairnose (2400mm) (Limited Quantity)



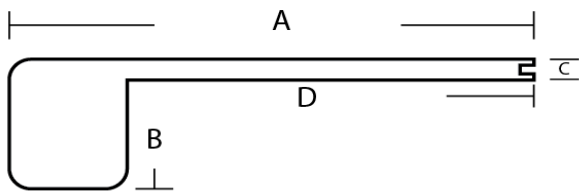
	A	B	C	D	E
inch	2	1/8	1/4	3/8	7/16
mm	51	3	6	10	11

Flush Stairnose (2400mm)



	A	B	C	D
inch	4-1/2	3/4	5/16	3-3/4
mm	115	18	8	95

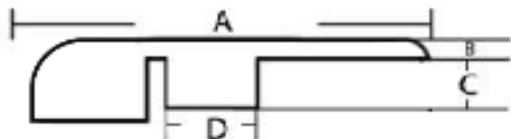
Square Edge Flush Stairnose (2400mm) - Only available in Canada



	A	B	C	D
inch	4-7/16	1-1/16	5/16	3-7/16
mm	113	27.5	8	87

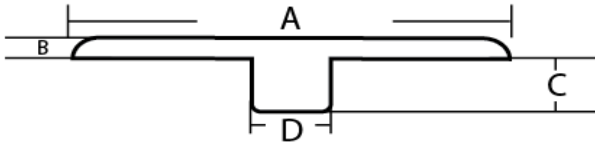
Surewood Origin				
	A	B	C	D
inch	4-7/16	1	1/4	3-7/16
mm	113	26	7	88

End Cap (2400mm) - Only available in US



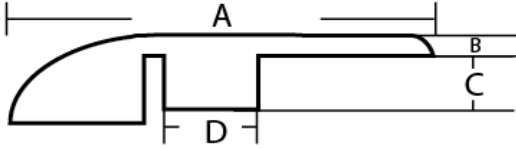
	A	B	C	D
inch	1-3/4	1/8	5/16	3/8
mm	45	3	8	10

T-Moulding (2400mm)



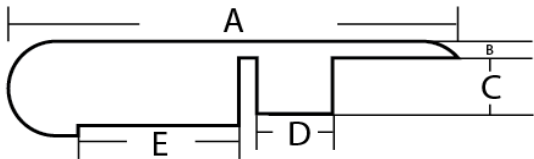
	A	B	C	D
inch	1-3/4	1/8	1/4	3/8
mm	45	3	6	10

Reducer (2400mm)



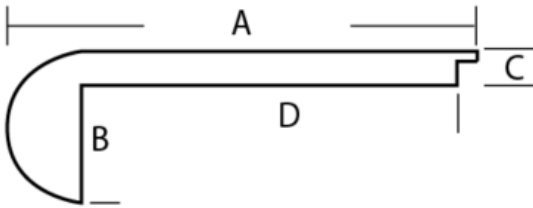
	A	B	C	D
inch	1-3/4	1/8	1/4	3/8
mm	45	3	6	10

Stairnose (2400mm)



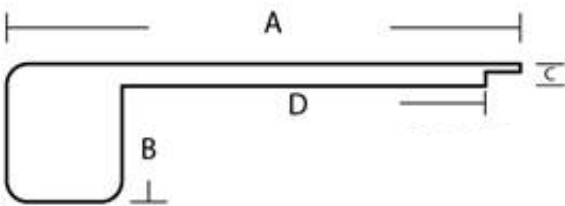
	A	B	C	D	E
inch	2	1/8	1/4	3/8	7/16
mm	51	3	6	10	11

Flush Stairnose (2400mm)



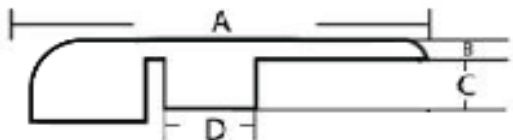
	A	B	C	D
inch	4-1/2	3/4	1/4	3-3/4
mm	115	18	6	95

Square Edge Flush Stairnose (2400mm) - Only available in Canada



	A	B	C	D
inch	4-7/16	1-3/16	1/4	3-9/16
mm	113	29.4	6	90

End Cap (2400mm) - Only available in US

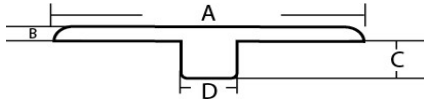


	A	B	C	D
inch	1-3/4	1/8	1/4	3/8
mm	45	3	6	10

MOULDING FOR VINYL FLOORING

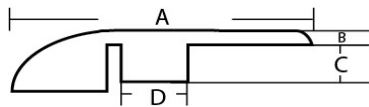
Collection: Surewood, Surewood Origin

T-Moulding - 94.5"(2400mm)



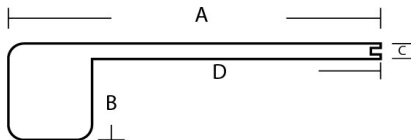
	A	B	C	D
inch	1-3/4"	1/8"	1/4"	3/8"
mm	45mm	3mm	6mm	10mm

Reducer - 94.5"(2400mm)



	A	B	C	D
inch	1-3/4"	1/8"	1/4"	3/8"
mm	45mm	3mm	6mm	10mm

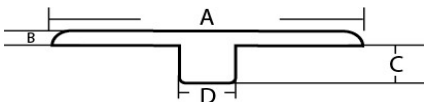
Square Edge Flush Stairnose - 48"(1219mm)



	A	B	C	D
inch	4, 3/4"	1, 3/16"	5/16"	3, 3/4"
mm	120mm	30mm	8mm	95mm

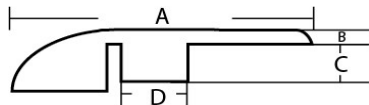
Collection: Surewood Pro, Surewood Plus(60" colours), Surewood Chevron

T-Moulding - 94.5"(2400mm)



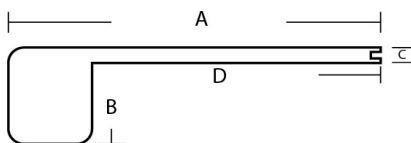
	A	B	C	D
inch	1-3/4"	1/8"	1/4"	3/8"
mm	45mm	3mm	6mm	10mm

Reducer - 94.5"(2400mm)



	A	B	C	D
inch	1-3/4"	1/8"	1/4"	3/8"
mm	45mm	3mm	6mm	10mm

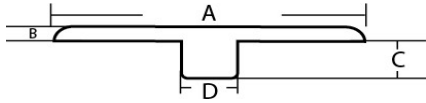
Square Edge Flush Stairnose - 60"(1524mm)



	A	B	C	D
inch	4, 3/4"	1, 3/16"	5/16"	3, 3/4"
mm	120mm	30mm	8mm	95mm

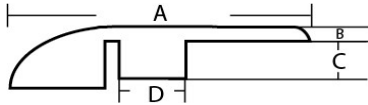
Collection: Surewood Plus(72" colours)

T-Moulding - 94.5"(2400mm)



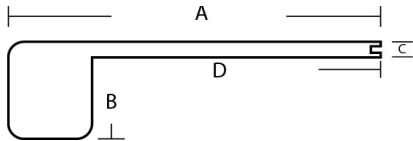
	A	B	C	D
inch	1-3/4"	1/8"	1/4"	3/8"
mm	45mm	3mm	6mm	10mm

Reducer - 94.5"(2400mm)



	A	B	C	D
inch	1-3/4"	1/8"	1/4"	3/8"
mm	45mm	3mm	6mm	10mm

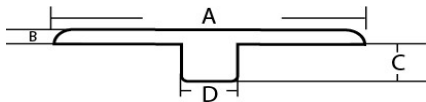
Square Edge Flush Stairnose - 72"(1829mm)



	A	B	C	D
inch	4, 3/4"	1, 3/16"	11/32"	3, 3/4"
mm	120mm	30mm	8.5mm	95mm

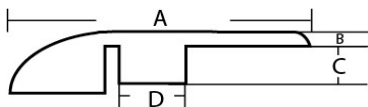
Collection: Contract Series WPC

T-Moulding - 94.5"(2400mm)



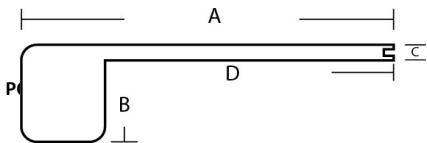
	A	B	C	D
inch	1-3/4"	1/8"	1/4"	3/8"
mm	45mm	3mm	6mm	10mm

Reducer - 94.5"(2400mm)



	A	B	C	D
inch	1-3/4"	1/8"	1/4"	3/8"
mm	45mm	3mm	6mm	10mm

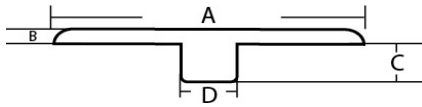
Square Edge Flush Stairnose - 48"(1219mm)



	A	B	C	D
inch	4, 3/4"	1, 3/16"	8/32"	3, 3/4"
mm	120mm	30mm	7.5mm	95mm

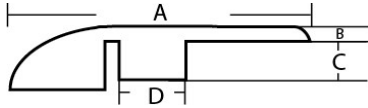
Collection: Momentum SPC Collection

T-Moulding - 94.5"(2400mm)



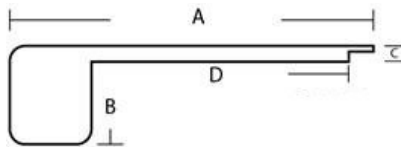
	A	B	C	D
inch	1-3/4"	1/8"	1/4"	3/8"
mm	45mm	3mm	6mm	10mm

Reducer - 94.5"(2400mm)



	A	B	C	D
inch	1-3/4"	1/8"	1/4"	3/8"
mm	45mm	3mm	6mm	10mm

Square Edge Flush Stairnose - 94.5"(2400mm)



	A	B	C	D
inch	4-7/16"	1-3/16"	1/4"	3-9/16"
mm	113mm	29.4mm	6mm	90mm